
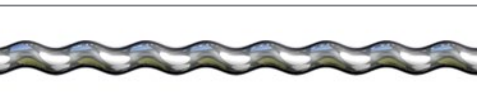











Technology Inc

Oil Lift PC Pumps are available in a wide variety of configurations to provide an optimal solution to your unique application characteristics.

Progressing Cavity Pump Product Line											
Model		Lift		Rotor Pin Connections	Rotor OD	Stator Top Connection*	Max Stator OD	Max Slim Hole Stator OD	Pump Length With Standard Connections & Tagbar		
Metric m ³ /100rpm/day	Imperial BP-D/100rpm/day	m	ft						m	in	
5	31	600	1975	7/8" API	1.625" (42mm)**	2-7/8" EUE Box	3.688" (94mm)	2.875" (73mm) Fits in 3 1/2" API seating nipple	1.60	63	
		800	2625						1.85	73	
		1200	3950						2.44	96	
		1600	5250						3.02	119	
		1800	5900						3.30	130	
		2400	7875						4.17	164	
10	63	600	1975	7/8" API	1.625" (42mm)**	2-7/8" EUE Box	3.688" (94mm)	2.875" (73mm) Fits in 3 1/2" API seating nipple	2.44	96	
		800	2625						3.02	119	
		1200	3950						4.17	164	
		1600	5250						5.31	209	
		2000	6550						6.48	255	
		2400	7875						7.62	300	
16	100	600	1975	7/8" API	1.890" (48mm)**	3-1/2" EUE Box	4.500" (115mm)	3.750" (96mm) Fits in 4 1/2" seating nipple	2.24	88	
		900	2950						3.00	118	
		1200	3950						3.76	148	
		1800	5900						5.28	208	
		2400	7875						6.81	268	
		2700	8850						7.57	298	
24	150	600	1975	7/8" API	1.890" (48mm)**	3-1/2" EUE Box	4.500" (115mm)	3.750" (96mm) Fits in 4 1/2" seating nipple	3.00	118	
		800	2625						3.76	148	
		1200	3950						5.28	208	
		1600	5250						6.81	268	
		1800	5900						7.57	298	
		2000	6550						8.33	328	
2400	7875	9.86	388								
34	215	600	1975	7/8" API	1.890" (48mm)**	3-1/2" EUE Box	4.500" (115mm)	3.750" (96mm) Fits in 4 1/2" seating nipple	3.76	148	
		900	2950						5.28	208	
		1200	3950						6.81	268	
		1500	4925						8.33	328	
		1800	5900						9.86	388	
		2100	6900						11.38	448	
2400	7875	12.90	508								
50	315	650	2125	1" API	2.300" (59mm)	3-1/2" EUE Box	4.500" (115mm)	4.250" (108mm)	5.36	211	
		1000	3280						7.04	277	
		1350	4425						8.81	347	
		1500	4925						9.58	377	
		1650	5400						10.34	407	
		2000	6550						12.12	477	
2500	8200	14.66	577								
75	475	650	2125	1" API	2.300" (59mm)	3-1/2" EUE Box	4.500" (115mm)	4.250" (108mm)	7.04	277	
		850	2800						8.74	344	
		975	3200						9.58	377	
		1300	4250						12.12	477	
		1625	5400						14.66	577	
		1950	6400						17.20	677	
100	630	600	1975	1-1/8" API	2.820" (72mm)	4-1/2" EUE Box	5.563" (142mm)	5.000" (127mm)	4.24	167	
		800	2625						5.51	217	
		1200	3950						8.05	317	
		1600	5250						10.59	417	
		2000	6550						13.13	517	
		2400	7875						15.67	617	
120	750	500	1650	1-1/8" API	2.820" (72mm)	4-1/2" EUE Box	5.563" (142mm)	5.000" (127mm)	4.24	167	
		650	2125						5.51	217	
		1000	3280						8.05	317	
		1350	4425						10.59	417	
		1650	5400						13.13	517	
		2000	6550						15.67	617	
160	1000	500	1650	1-1/8" API	2.820" (72mm)	4-1/2" EUE Box	5.563" (142mm)	5.000" (127mm)	5.51	217	
		750	2450						8.05	317	
		1000	3280						10.59	417	
		1250	4100						13.13	517	
		1500	4925						15.67	617	
		200	1250						300	1000	
600	1975			8.05	317						
900	2950			10.59	417						
1200	3925			13.13	517						
				15.67	617						

* Alternative top and bottom connections available by request

** These sizes are Coil-able with 3/4" coil and 3 1/2" x 9.3 lb/ft tubing

Elastomer Selection Charts								
Elastomer	Durometer +/- 5	Mechanicals			Application			Temperature
		Wear & Tear	Abrasion	Aromatics	High H ₂ S	High CO ₂	Water	
Medium Nitrile	E1 = 70	Good	Good	Very Good	Fair	Good	Excellent	100 C
High Nitrile	E2 = 72	Good	Good	Excellent	Fair	Good	Very Good	100 C
Soft Medium Nitrile	E3 = 65	Excellent	Excellent	Good	Fair	Good	Excellent	100 C

If using tubing sizes close to the OD of the rotor, an orbit tube may be required to accommodate the rotor head orbit when transitioning to the stator top connection.

- Check with Oil Lift representative for more information